

# Crime and Corrections in Louisiana

*Leadership Louisiana*

*Class of 2004*

*Lafayette, Louisiana*

November 5, 2004


**Cecile C. Guin, Ph.D., LCSW**

**Director, OSSRD**

**LSU School of Social Work**

**Judge Marion F. Edwards**

**5<sup>th</sup> Circuit Court of Appeals, Division E**



# How does Louisiana compare nationally in Crime Rankings?

#2 in Dangerousness

#7 in Crime Rate (5,098 per 100,000)

#6 in Violent Crime Rate (662.3 per 100,000)


#8 in Property Crime Rate (4435.7 per 100,000)

#2 in Violent Crime Rate with Firearms (222.9 per 100,000)

#9 in Murder Rate (593 per 100,000)

#1 in State Prison Incarceration Rate (754 per 100,000)

#8 in Juvenile Arrest Rate (9002.0 per 100,000)



In Louisiana, as well as the rest of the nation—the crime rate has been steadily decreasing since the mid-1990’s, while the incarceration rate has increased.

2004 statistics from the Louisiana Department of Public Safety and Corrections (DPSC) indicates that:

19,382 Adults in State Prisons

17,147 Adults in Local Prisons

646 Juveniles in State Juvenile Prisons

---

**37,175 Incarcerated in Louisiana**

61,000 Adults on Probation/Parole

5,275 Juveniles on Probation/Parole

---

**66,275 on Probation/Parole**

**There are 103,450 Louisiana Adults and Juveniles  
under jurisdiction of correctional agencies.**



## Of the Adults:

Most serious crime for 36,529 incarcerated adults:

- 39.3% Violent crime
- 31.2% Drug crime
- 20.3% Property Crime
- 9.2% Other

Most serious crime for 61,000 adults on probation or parole:

- 41.7% Drug Crime
- 32.7 % Property Crime
- 7.1% Violent Crime
- 18.5% Other



## **Profile of Incarcerated Adults :**

72.9% Black

26.9% White

93.3% Male

6.7% Female

Average Age – 33.1 years

Average Sentence – 22.7 years

36% of incarcerated are 1<sup>st</sup> offenders

## **Of 36,529 Incarcerated Adults:**

85 on Death Row

3,586 are above age 50

3,915 are “lifers”



## Death Row Inmates

65% Black

Average Age - 34.9 years

52% are 1<sup>st</sup> offenders

Age at Conviction – 27.6 years

## “Lifers”

73.8% Black

Average Age - 40.4 years

47% are 1<sup>st</sup> offenders

Age at Conviction – 27.8 years

# Louisiana Adult Corrections Recidivism Chart

## Release Year

	1999	2000	2001	2002	2003	2004
<b># Released</b>	14,429	14,644	14,779	15,044	15,258	7962
<b># Returned</b>	7,377	6,860	6,153	5,040	2,890	259
<b>Recidivism Rate</b>	51.1%	46.8%	41.6%	33.5%	18.9%	3.3%
<b>% Returned within Crime Type</b>						
<b>Violent</b>	7.1	6.0	5.0	3.4	1.9	0.2
<b>Drug</b>	18.3	17.3	15.8	12.2	7.1	1.0
<b>Property</b>	19.5	17.6	14.8	13.1	7.4	1.5
<b>Other</b>	6.2	5.9	5.9	4.7	2.6	0.5


\*6/30/04

Source: Corrections Services, OIS/ DPSC

# DPSC Adult Recidivism

## By Custody Type

Correctional Placement	1999	2000	2001
Total population	51.1%	46.8%	3.3%
State prisons	51.9%	47.0%	1.0%
Local jails	51.0%	47.5%	3.5%
Work Release	48.0%	42.0%	0.9%
<b>Impact</b>	<b>43.8%</b>	<b>37.1%</b>	<b>0.0%</b>
Parole Board	45.3%	39.7%	0.8%
Sex Offenders	53.0%	48.4%	4.9%
Education	--	42.7%	0.9%
Job Skills Program	46.5%	42.3%	1.1%
Metamorphosis	46.6%	43.6%	--
<b>Faith Based</b>	<b>34.0%</b>	<b>35.5%</b>	<b>1.4%</b>
Females	42.3%	38.8%	1.8%



# Costs of Crime:

*What we know:*

- Louisiana – (7/19/04)

2003-2004 Corrections Budget -- \$541,786,665

2004-2005 Corrections Budget -- \$567,074,997

- Cost per adult inmate in Louisiana:

\$35.39 per adult inmate a day

\$36,895 per adult inmate a year

- Louisiana DPSC boasts that they average less cost per inmate expenditure per year than any other Southern state.

(Adult Corrections Systems, 8-5-02)



# What are the Real Costs of Crime?

- The cost of America's correctional system now exceeds \$60 billion per year.
- Between 1977-2001, total state and local expenditures for corrections increased by 1,101%, while increases for education increased 448% and increases for hospitals and health care increased 482% and increases for public welfare increased 617%.
- In spite of the fiscal crises in states and decreasing crime rate, the number of prisoners in state, local, and federal facilities increased in 2003.
- Today, one in every 37 U.S. adults have experienced prison.
- If our current practices continue, 1 in every 15 Americans born today will be imprisoned in their lifetime.

(Austin & Fabelo, 2004)

# U.S. Adult Correctional Populations

1980-2002

Population	1980	2002	Percent Change
Probation	1,118,097	3,995,165	+257
Jail	182,288	665,475	+265
Prison	319,598	1,367,856	+328
Parole	220,438	753,141	+242
Total Adults Under Corrections	1,840,421	6,781,637	+268
Total U.S. Adult Population	162.8 million	209.4 million	+29
Percent of Adults Under Corrections	1.1%	3.2%	<b>+191</b>

# Lifetime Chances of Going to State of Federal Prison for the First Time in the United States

1974-2001

	1974	1991	2001
<b>Total</b>	<b>1.9%</b>	<b>5.2%</b>	<b>11.3%</b>
<b>Males</b>			
White	3.6%	9.1%	11.3%
Black	13.4%	29.4%	32.2%
Hispanic	4.0%	16.3%	17.0%
<b>Females</b>	<b>0.3%</b>	<b>1.1%</b>	<b>1.8%</b>
White	0.2%	0.5%	0.9%
Black	1.1%	3.6%	5.6%
Hispanic	0.4%	1.5%	2.2%


## Total Justice Expenditures and Percent Change by Level of Government Fiscal Years 1982-2000

<b>Year Expenditures (in millions)</b>	<b>Total Justice</b>	<b>Federal</b>	<b>State</b>	<b>Local</b>
<b>1982</b>	\$35,842	\$4,458	\$11,602	\$20,968
<b>1987</b>	\$58,871	\$7,496	\$20,157	\$33,265
<b>1992</b>	\$93,777	\$17,423	\$33,755	\$50,115
<b>1997</b>	\$129,793	\$27,065	\$46,444	\$67,083
<b>2000</b>	\$155,722	\$27,820	\$58,165	\$78,995
<b>2001</b>	\$167,113	\$30,443	\$63,372	\$83,377
<b>Percent Change 1982-2001</b>	366.2	582.9	446.2	297.6



# **What are the Alternatives to the Use of Incarceration?**




- 
- A number of states have been successful in correctional reform that has reduced costs and increased effectiveness in working with offenders.
  - Reducing incarceration without jeopardizing public safety is the goal we want to reach with alternative approaches.
  - There is a “smarter” way to manage crime and correctional problems.


(Austin & Fabelo, 2004)



# Recommendations from a 2004 report by Austin & Fabelo:

1. Understand risk levels of prisoners – knowing who is really a threat to public safety.
2. Become knowledgeable of the state’s situation – what factors are driving the current level of correctional growth?
3. Classify probation and parolees through assessment of risk – provide intervention based upon assessed needs and risks.
4. Examine parole release guidelines – are they effective?

- 
5. Use technological advances to know where crime is and what relationships exist between criminal activity and geography.
  6. Determine what works in your state – are the programs and policies in place effective? Are we accountable for correctional policies and practices?
  7. Use evidence based practices to deal with crime problems – what has been properly evaluated that works?

- 
- Connecticut reduced its prison population by 800 inmates by changing policies on technical violations and low risk offenders.
  - Texas reduced the need for 14,330 prison beds by revising parole guidelines and establishing a system of progressive sanctions. (Saved \$544 million in prison construction and \$300 million annually in prison operations.)



## Other alternatives:

- A system of “specialty courts” is developing in many jurisdictions across the nation to divert appropriate offenders from incarceration and to monitor the implementation of case plans to address specific offender problems, such as addiction, unemployment and domestic violence.



## These courts include:

- Drug Courts
- Mental Health Courts
- Community Courts
- Domestic Violence Courts
- Teen Courts
- Other types of Problem Solving Courts

The idea is that crime committed by persons referred to these courts is a reflection of their illness or incapability. If the justice system addresses these problems, the offender will no longer commit crimes.



# Drug Courts --

- 1<sup>st</sup> Drug Court in Dade County, Florida established by Janet Reno.
- At the end of 2003, there were 1,093 Drug Courts operating in the U.S., with 414 in the planning stage.
- Drug Courts have become popular because they treat the offender for their addiction as an alternative to prosecution or confinement.
- In Louisiana,  
35 Drug Courts (23 adult, 15 juvenile)



# Drug Courts established because of:

*Fiscal Cost – Drug Users spend:*

- \$36 billion on cocaine
- \$10 billion on heroin
- \$5.4 billion on methamphetamine
- \$11 billion on marijuana
- \$2.4 billion on other drugs

*Human Cost – 1 seriously addicted person commits up to 63 crimes per year.*

*Cost savings – Drug Court costs \$3,500 for an adult to complete and \$5,000 for a juvenile to complete.*



# Drug Court Programs:


Screen referrals

Assess needs

Develop case plan


- Urinalysis
- AA/NA involvement
- Court appearances
- Case specific requirements

Monitor offender participation




The other types of Problem Solving Courts follow a similar pattern. Referral may be voluntary or under the District Attorney's office. Some Courts divert offenders from court – others may require formal participation in the court process.

Problem Solving Courts are developed to meet the needs of local communities by focusing on local problems. They may vary in program model, but all aim to treat the problem behavior through a tough, progressive program plan.




# The Louisiana Juvenile Justice System




Louisiana has a lengthy history of problems with its system for dealing with troubled children and youth. Whether victims of abuse and neglect or youthful offenders, Louisiana has not been effective in dealing with the 0-21 population.

The first high profile investigation of the juvenile prison system in Louisiana was in 1978 when the F.B.I. was called in to investigate beatings at the Scotlandville prison – now called Jetson Correctional Center for Youth.

Again in the mid 1990's, the international Human Rights Watch investigated the conditions of confinement for Louisiana children and youth.


- 
- The Louisiana juvenile justice system was described as one of the worst, if the not worst, in the country.
  - The Human Rights Watch investigation was followed by a Department of Justice investigation. After years of legal battles, the state finally launched a reform effort in late 2000.
  - Statewide hearings and planning efforts were held for several years. Finally, the Blanco administration separated juvenile corrections from the adult system and moved the reform agenda forward.
  - The state has gone from incarcerating nearly 2000 juveniles annually to approximately 650 today.



The Annie Casey Foundation participated in the reform effort and conducted a study of the system in 2002-2003.


The entire report from Annie Casey is attached. Among other findings, the Foundation found:


- ❖ Louisiana was incarcerating juveniles who posed little risk to public safety.
- ❖ The sentencing options for judges did not match the needs of the juvenile population. We had 1,678 secure beds for only 118 serious, violent offenders.
- ❖ Wide variations in sentencing practices across the state.
- ❖ Little connection between type of crime committed and commitment to one of the juvenile prisons.

- 
- ❖ Black youths were incarcerated at a rate more than 4 times higher than white youths for the same offense.
  - ❖ Black youths received longer sentences than white youths.

The Annie Casey Foundation recommended:

- ❖ Using fiscal and human resources to offer less expensive community based treatment alternatives.
- ❖ Re-orientation of philosophy to treatment and socialization instead of physical control.
- ❖ Development of services to strengthen families and communities.

- 
- The Juvenile Justice Reform Act of 2003 was passed, leading to the re-organization of our system for dealing with children and youth.
  - During the past session, legislation was passed to create “Children and Youth Planning Boards” within each judicial district so that services for children and youth could be organized locally (Act 555).
  - A driving philosophy behind the Louisiana reform effort is that children and youth need to be served in their own communities so that the family and community can be strengthened.
  - The community will begin to tell the state what is needed, instead of the reverse!




It is going to take a long time to implement the needed changes across the state, but we have a good beginning.

If successful, this effort will eventually save a great deal of money, strengthen our families and prevent the on-going criminalization of children and youth in our state.



# References

- Annie E. Casey Foundation. (January 2003). *Reducing juvenile Incarceration*. Presentation to Juvenile Justice Implementation Commission. Baton Rouge, LA.
- Annie E. Casey Foundation. (2003). *Kids Count Data Book: State Profiles of Child Well-Being*. Baltimore: Annie E. Casey Foundation.
- Austin, J. & Fabelo, T. (July 2004). *The Diminishing Returns of Increased Incarceration: A Blueprint to Improve Public Safety and Reduce Costs*. The JFA Institute. Washington, D.C.
- Bureau of Justice Assistance. (April 2000). *Emerging Judicial Strategies for the Mentally Ill in the Criminal Caseload: Mental Health Courts in Fort Lauderdale, Seattle, San Bernardino, and Anchorage*. (NCJ #182504). Washington, D.C.: U.S. Department of Justice, Office of Justice Programs.
- Bureau of Justice Assistance. (October 2000). *Community Courts: An Evolving Model*. (NCJ # 183452). Washington, D.C.: U.S. Department of Justice, Office of Justice Programs.
- Guin, C.G. & Adams, P.M. (November 2001). *Justice for Louisiana Children and Youth: An Historical Perspective*. Retrieved November 1, 2004 from <http://www.socialwork.lsu.edu/OSSRD/archives.htm#presentations>.
- Louisiana Department of Public Safety and Corrections. (2002). *Operating Costs Per Inmate Per Year*. Retrieved November 1, 2004 from: <http://www.doc.louisiana.gov/Statistics/BB.htm#Management%20and%20Finance>.
- Louisiana Department of Public Safety and Corrections. (2004). *Budget and Cost Data Summary*. Retrieved November 1, 2004 from <http://www.doc.louisiana.gov/Statistics/BB.htm#Management%20and%20Finance>.
- Louisiana Department of Public Safety and Corrections. (2004). *Corrections Organized for Re-Entry*. Retrieved November 1, 2004 from: <http://www.doc.louisiana.gov/Corrections%20Organized%20for%20Re-entry.htm>.
- Louisiana Department of Public Safety and Corrections. (2004). *Demographic Profiles of the Adult Correctional Population*. Retrieved November 1, 2004 from <http://www.doc.louisiana.gov/Statistics/BB.htm#Probation%20and%20Parole>.

- 
- Louisiana Department of Public Safety and Corrections. (2004). *Demographic Profiles of the Death Row Correctional Population*. Retrieved November 1, 2004 from <http://www.doc.louisiana.gov/Statistics/BB.htm#OAS>.
- Louisiana Department of Public Safety and Corrections. (2004). *Demographic Profiles of the Geriatric Correctional Population*. Retrieved November 1, 2004 from <http://www.doc.louisiana.gov/Statistics/BB.htm#OAS>.
- Louisiana Department of Public Safety and Corrections. (2004). *Monthly Statistical Performance Report: Briefing Book*. Retrieved November 1, 2004 from <http://www.corrections.state.la.us/Statistics/BB.htm>.
- Louisiana Department of Public Safety and Corrections., (2004). *Recidivism in Adult Corrections*. Retrieved November 1, 2004 from <http://www.doc.louisiana.gov/Statistics/BB.htm#OAS>.
- Louisiana Youth Development. (2004). *Demographic Profiles of the Juvenile Offender Population*. Retrieved November 1, 2004 from <http://www.oyd.louisiana.gov/Statistics/statistics.htm>.
- Louisiana Youth Development. (2004). *Demographic Profiles of the Juvenile Probation and Parole Population*. Retrieved November 1, 2004 from <http://www.oyd.louisiana.gov/Statistics/statistics.htm>.
- Louisiana Youth Development. (2004). *Profile of Recidivism in Office of Youth Development*. Retrieved November 1, 2004 from <http://www.oyd.louisiana.gov/Statistics/statistics.htm>.
- Morgan, K.O. & Morgan, S. (Eds.). (2003). *State Rankings 2003: A Statistical View of the 50 United States*. Kansas: Morgan Quitno.
- Morgan, K.O. & Morgan, S. (Eds.). (2004). *Crime Rankings 2004: Crime in the United States*. KS: Morgan Quitno.
- Morgan, K.O. & Morgan, S. (Eds.). (2004). *State Trends: Measuring Change in the 50 United States*. Lawrence, KS: Morgan Quitno.
- National Criminal Justice Reference Service. (2004). *In the Spotlight, Drug Courts – Summary*. Retrieved November 1, 2004 from [http://www.ncjrs.org/drug\\_courts/summary.html](http://www.ncjrs.org/drug_courts/summary.html).